

A. MATCHETT.
Paper Box.

No. 221,244.

Patented Nov. 4, 1879.

Fig. 1.

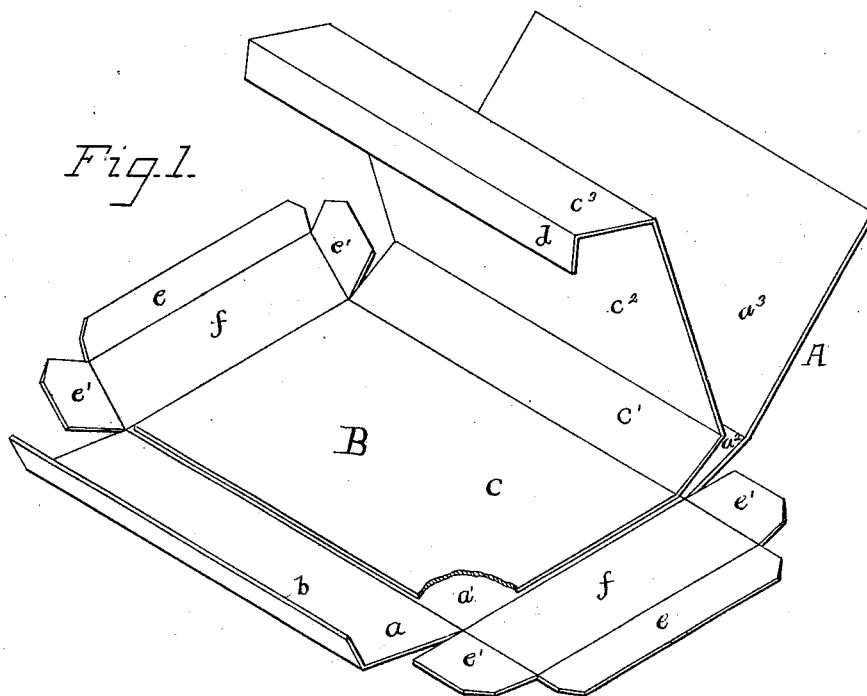
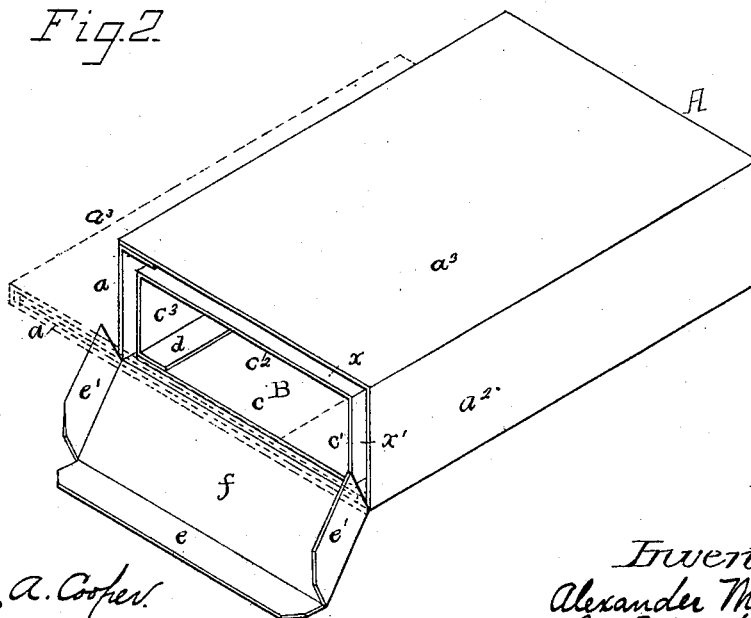


Fig. 2.



Attest:
Courtney A. Cooper.
William Paxton.

Inventor:
Alexander Matchett
By his Attorney
Charles E. Foster

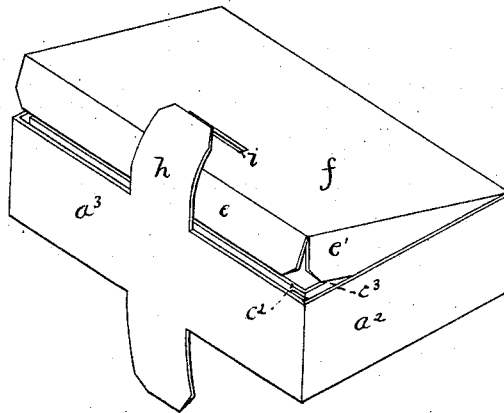
A. MATCHETT.
Paper Box.

2 Sheets—Sheet 2.

No. 221,244.

Patented Nov. 4, 1879.

Fig. 3.



Attest:

Courtney A. Cooper.

William Paston.

Inventor
Alexander Matchett
By his Attorney
Charles E. Foster.

UNITED STATES PATENT OFFICE

ALEXANDER MATCHETT, OF PITTSBURG, PENNSYLVANIA.

IMPROVEMENT IN PAPER BOXES.

Specification forming part of Letters Patent No. **221,244**, dated November 4, 1879; application filed August 16, 1879.

To all whom it may concern:

Be it known that I, ALEXANDER MATCHETT, of Pittsburg, Allegheny county, State of Pennsylvania, have invented an Improvement in Paper Boxes, of which the following is a specification.

My invention is a paper box constructed as fully described hereinafter, so as to be cheap, strong, and capable of being easily and almost hermetically sealed and closely packed.

In the drawings forming part of this specification, Figure 1 is a perspective view, showing the forms of blanks from which the box is made; Fig. 2, a perspective view of a box, showing one end open; and Fig. 3, a different form of box with tongues.

The box is made from two blanks, A B.

In Figs. 1 to 3 the blank A consists of four parallel sections, a a' a^2 a^3 , with flap b at the edge of the section a , and of two end sections, f f , joined to the section a' , and each folded to form one edge and two side flaps, e e' e' .

The blank B is an oblong sheet folded to form parallel sections c c' c^2 c^3 , with a flap, d , at the edge of the latter section, which flap is pasted down upon the section c , so as to form a rectangular box open at both ends.

The flap b of the blank A is also pasted upon the section a^3 , so as to form another rectangular box with the sections f f at the opposite ends. These parts are so proportioned that the box made from the blank B may be introduced into the other with the sections c a' in contact and pasted together, leaving a narrow space, x , between the sections c^2 a^3 , and narrow spaces x' between the parallel sides.

By turning the flaps or tongues e e' at right angles to the body of the section f , and turning said section to close the end of the box, said tongues will be introduced into the spaces x x' between the double walls.

The outer or inner faces, or both faces, of the tongues e e' may be coated with mucilage, so that upon wetting the coated surfaces and introducing the tongues between the double walls they will be cemented in place, so as to

almost hermetically seal the end of the box. Prior to sealing the box, however, the parts constituting the body may be folded down upon each other, as shown in dotted lines, Fig. 2, so as to form a perfectly flat package, capable of being stowed for transportation in a very contracted space, but which may be instantly adjusted for use.

Owing to the stiffness imparted by the tongues, especially when cemented between the doubled walls, very stiff rigid boxes may thus be made out of extremely cheap, soft, and pulpy paper, heretofore not used for such purposes in this class of boxes. Owing, further, to the fact that the box may be so closely and easily sealed, it is especially adapted for packing ground coffee, teas, spices, powders, &c., where it is necessary to exclude the air, and which would readily escape from boxes of ordinary construction.

It will be apparent that the double-walled bodies may be made in various ways; that the flaps f may be made in separate pieces and gummed to the body at any point—that is, to the rectangular portion of the box; or each flap may have tongues at all its sides to fit between the double walls on all four sides of the body. I prefer, however, the construction shown, as it enables me to make a box without any external projections interfering with close packing, and presenting a neat external appearance, and capable of being readily sealed.

For greater security or to retain the sections f temporarily without sealing them, the body may be provided with one or more flaps or tongues, h , adapted to slots i in said sections, as shown in Fig. 3.

I claim—

1. A paper box having double walls and closing-pieces, with tongues adapted to fit between the double walls, substantially as set forth.

2. A paper box having double walls or sides, and with closing-sections provided with tongues or flaps e e' , adapted to the spaces between the double walls, as set forth.

3. The combination, in a paper box, of the double-walled body, closing-sections f , hav-

ing tongues *e e'*, and supplementary tongues *h*, adapted to slots *i*, as set forth.

4. The box having a body with double walls, capable of being folded flat for transportation, and with closing-pieces *f f*, provided with tongues *e e'*, substantially as set forth.

In testimony whereof I have signed my

name to this specification in the presence of two subscribing witnesses.

ALEXANDER MATCHETT.

Witnesses:

CHAS. R. MATCHETT,
GEO. M. SHOFF.